



90,350 SF
Industrial Space
**+ Up to 3.7 Acres of Paved
Outside Storage**

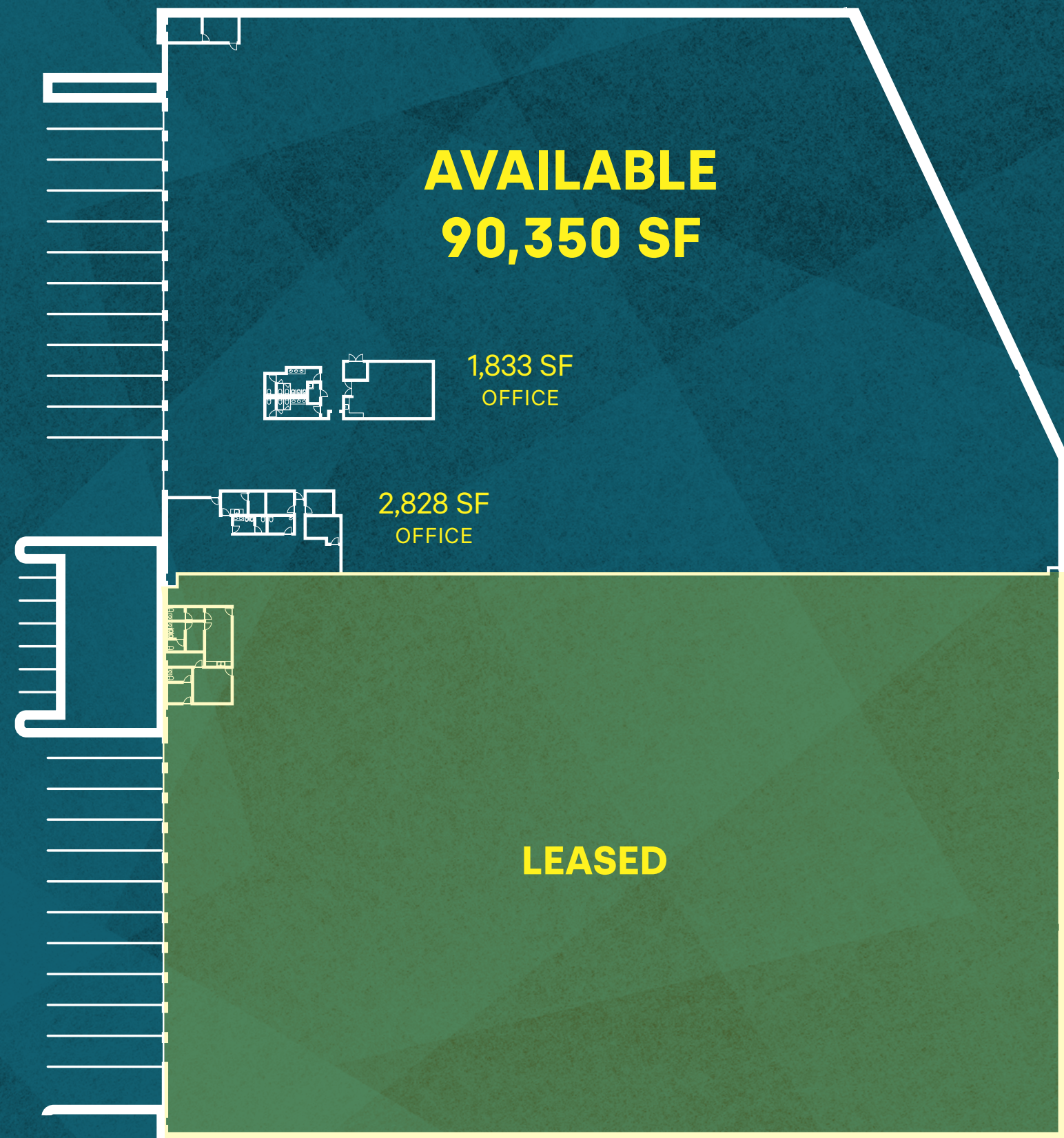
1301 CHESAPEAKE AVE, BALTIMORE, MARYLAND

Floor plan

1301 Chesapeake offers an exceptional industrial environment in Baltimore, with spacious 50' x 50' column spacing and a durable, modern construction for a wide variety of logistics and warehouse uses. The property features up to 3.7 available acres of additional land for outside storage.

Recent upgrades include enhancements to the power, roof, parking lot, landscaping, docks, and seals, along with a new entryway and repainted exterior.

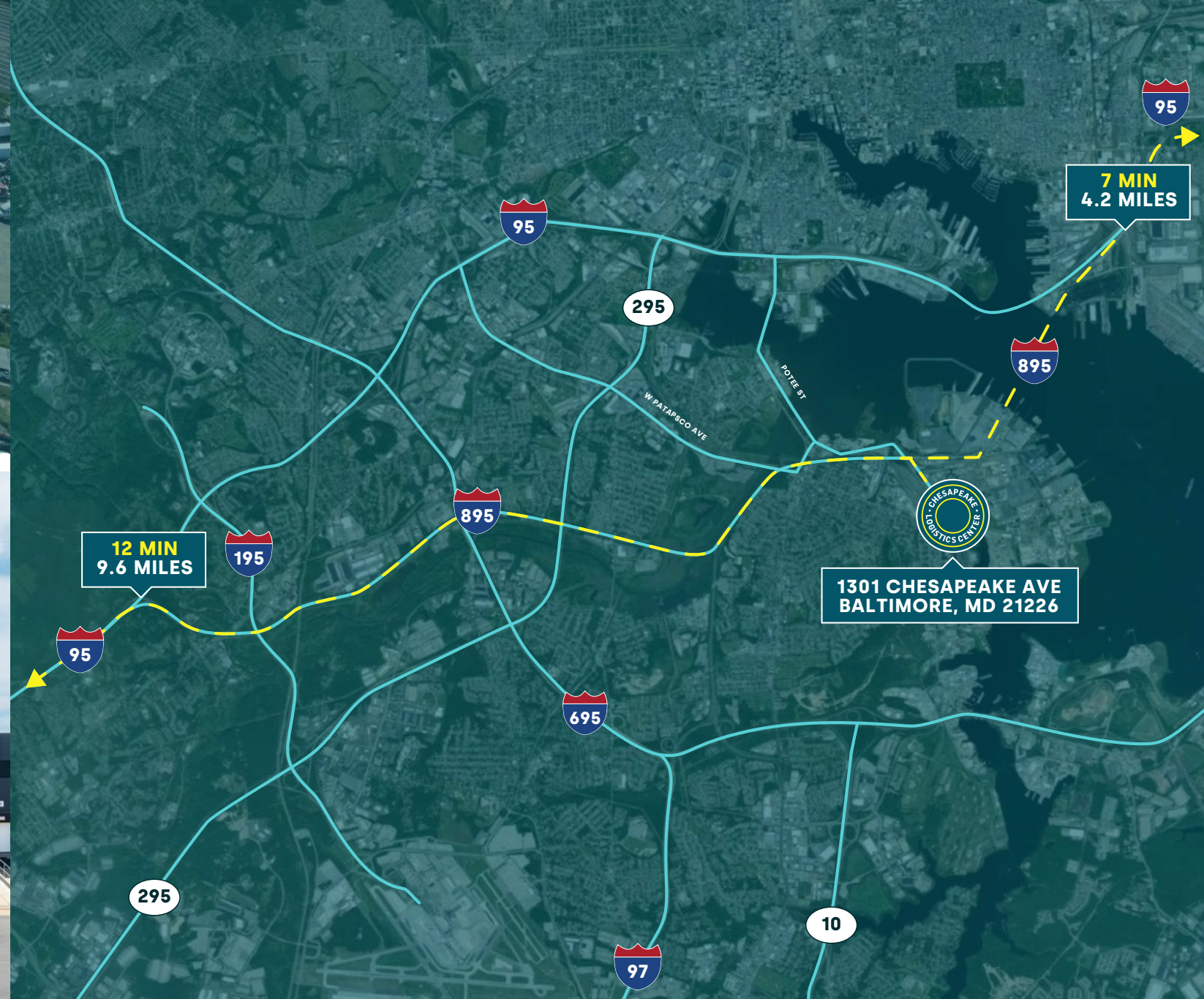
- **Class A industrial**
- **190,791 total building SF**
- **90,350 SF available**
- **28' clear height**
- **50' x 50' column spacing**
- **11 docks with levelers**
- **2 drive-ins (10' x 15')**
- **200' secured truck court**
- **ESFR sprinklers**
- **LED lighting**
- **2000 amps of power to the space**
- **3.7 acres available of paved, fenced and lit outside storage also available**
- **Zoned I2**


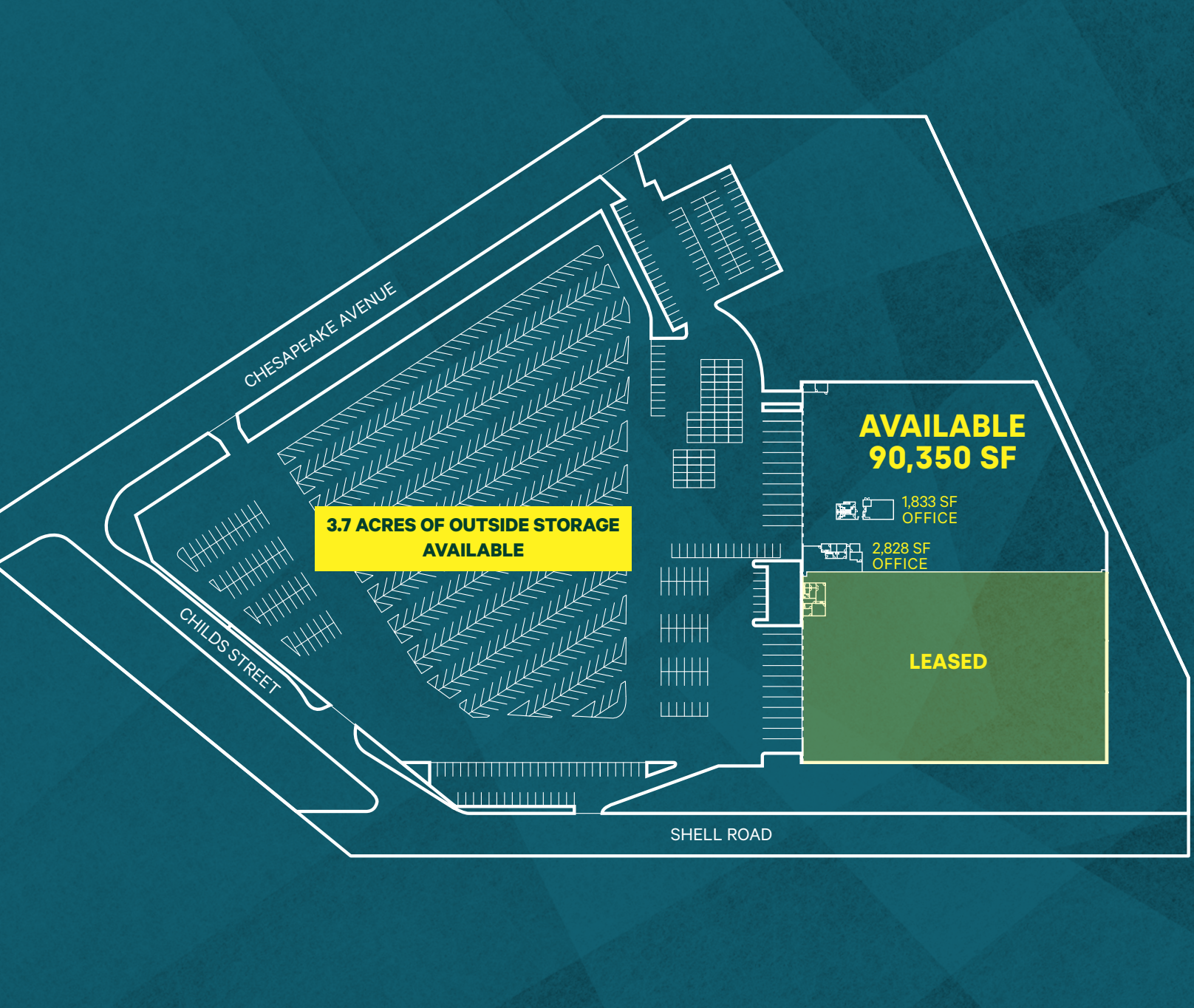


Easy Access to Major Roads

Less than a minute from 895, and easily accessible to I-95, Chesapeake Logistics is ideally located in Baltimore's Curtis Bay region with 1/3 of the US population under a day's drive.

0.6 mi to 895 | 2.7 mi to 695 | 3.2 mi to I-95







**1301 CHESAPEAKE AVE
BALTIMORE, MARYLAND**

Contact Us

Ed Harris

Executive Vice President
+1 410 244 3149
ed.harris@cbre.com

Michael Roden

Vice Chairman
+1 410 244 3125
michael.roden@cbre.com

Justin Mohler

Senior Vice President
+1 410 244 3116
justin.mohler@cbre.com

Jared Ross

Senior Vice President
+1 240 994 6477
jared.ross@cbre.com



OAKTREE

