

7980
TARBAY DRIVE

Maryland
Wholesale
Food Center

**IMMEDIATELY
AVAILABLE
FOR LEASE**

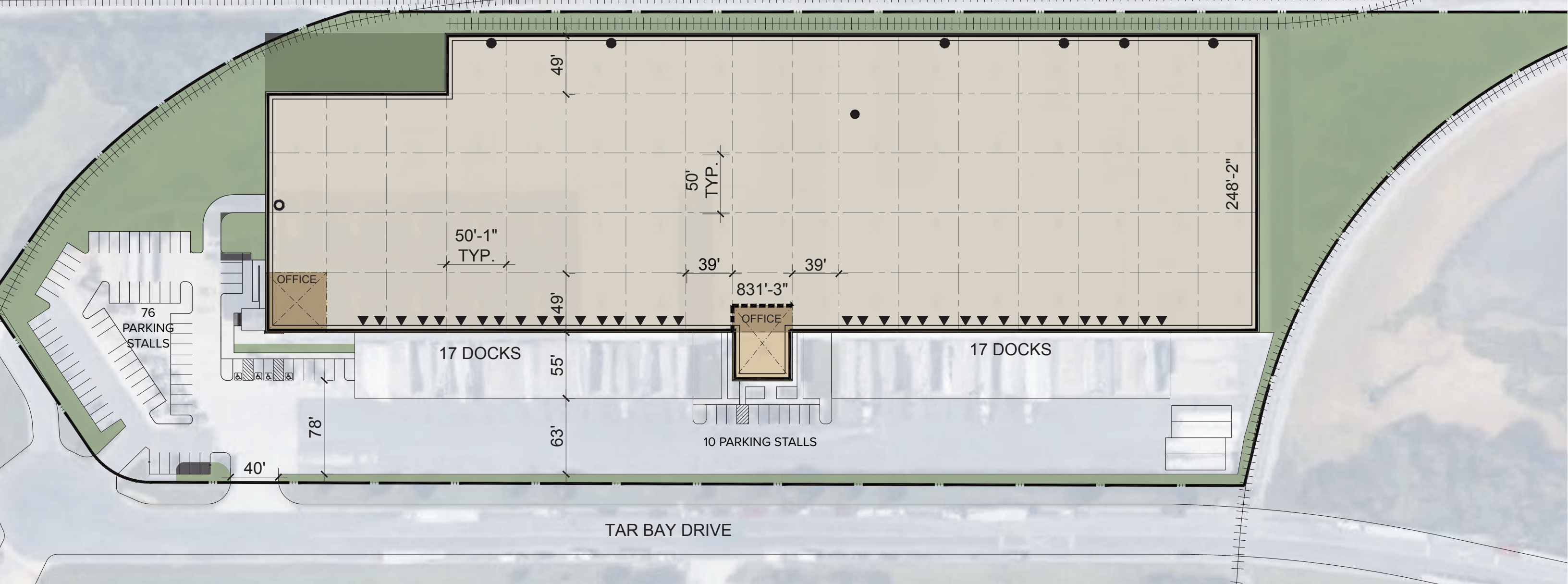


FUNDRISE











CBRE

EXISTING BLDG

FOOTPRINT: 203,615 SF

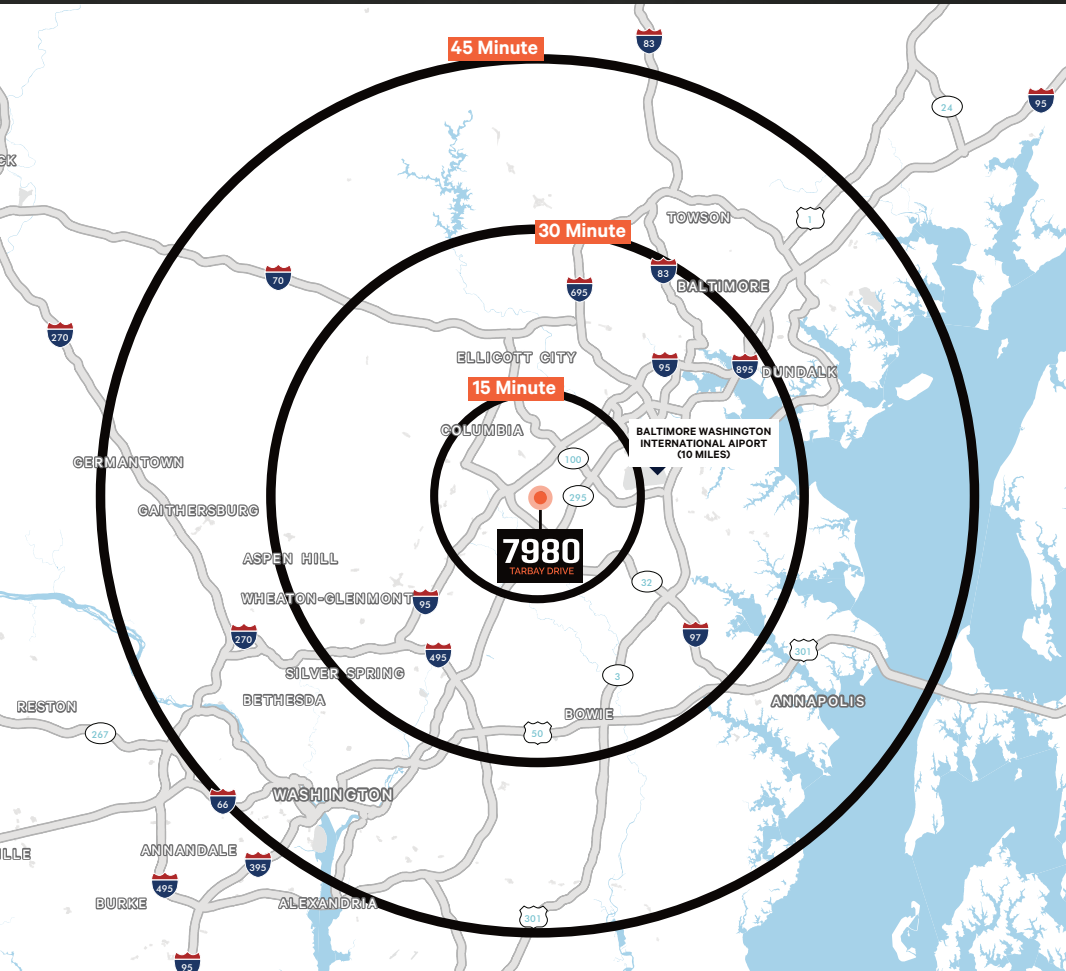


BUILDING *Features*

-  203,615 SF (DEMISABLE)
-  28' CLEAR HEIGHT
-  LED LIGHTING IN WAREHOUSE
-  34 DOCKS WITH SEALS
-  NEW 3,000 AMP - 480 SERVICE
-  5,710 +/- SF OF OFFICE
-  ESFR SPRINKLER
-  50' WIDE X 50' DEEP AVERAGE COLUMN SPACING
-  DIRECT RAIL ACCESS
-  NEW 2" HIGH PRESSURE NATURAL GAS LINE

WHO'S Nearby

7980 TARBAY DRIVE



1,925,836
Population



<30 minute
drive to Port of Baltimore



\$ 127,631
Average household income



90%
population holds
high school degree +



<60 minute
drive to Washington DC

Contact Information

JARED ROSS

First Vice President
+1 410 244 3136
jared.ross@cbre.com

ED HARRIS

Executive Vice President
+1 410 244 3149
ed.harris@cbre.com

MIKE ELARDO

Executive Vice President
+1 410 244 3128
michael.elardo@cbre.com



FUNDRISE

CBRE