

PASSPORT PARK WEST

Class A Industrial Available
DFW Submarket | Delivering Q1 2026

2250 TRAVEL STREET

Trammell Crow Company

CBRE

First Generation Modern Logistics

Located in the most dynamic and diverse submarket in the DFW Metroplex, Passport Park West presents a rare opportunity for Class A first-generation space. The three spec buildings on 109 acres provide the ideal location for large bulk users and e-commerce tenants, thanks to industry-leading features, deeper buildings and ample room for expansion.



Foreign Trade Zone available subject to DFW Airport approval



LEED Certified Design



Central Location in the Dallas/Fort Worth Metroplex



Adjacent to the south entrance of DFW Airport



Opportunity to expand trailer storage and parking



Cross-Dock configuration available



40" clear heights, ample column spacing



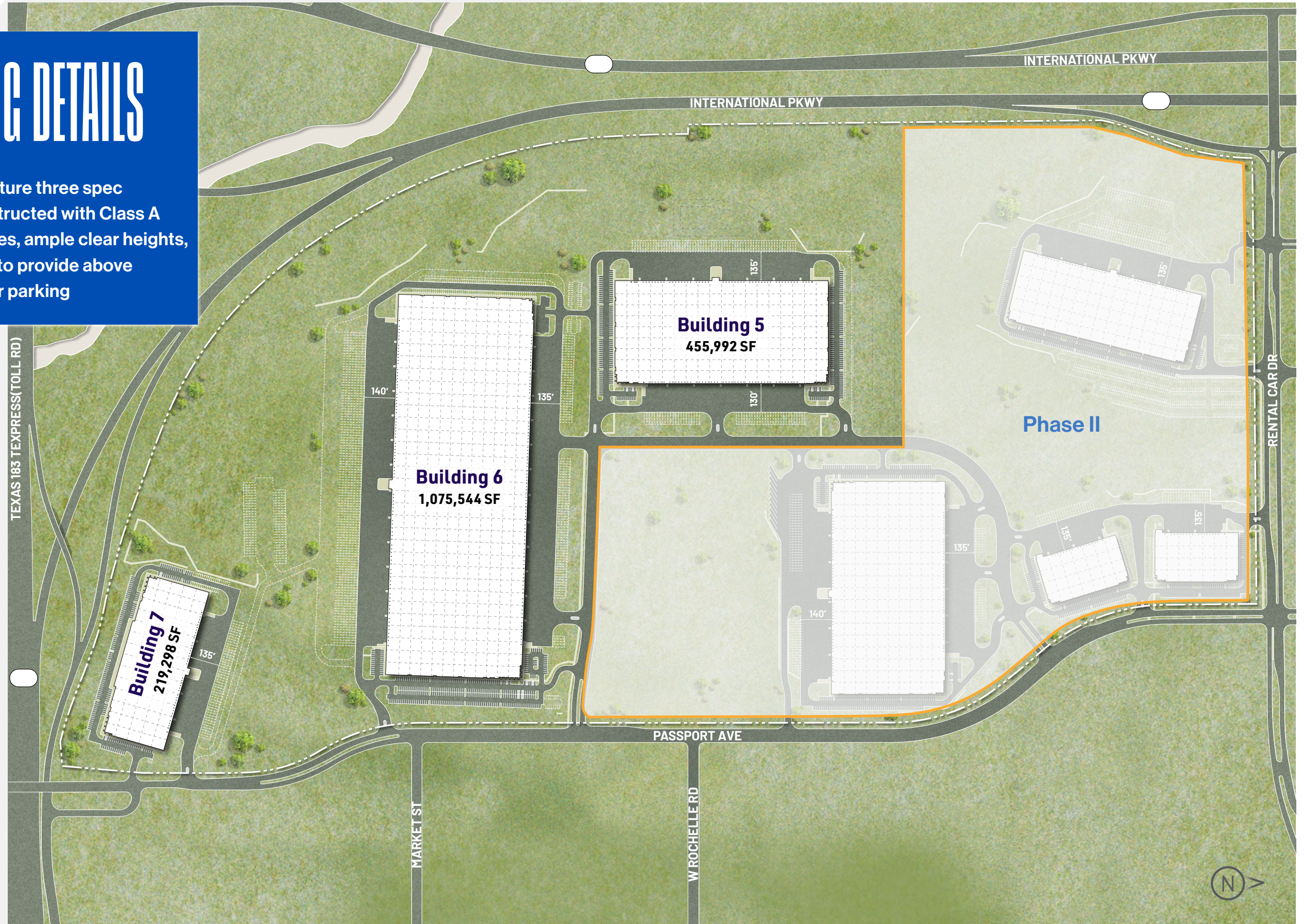
Long-term ground lease from DFW Airport, assuring lower, stable opex.



Triple freeport available in portions of the project

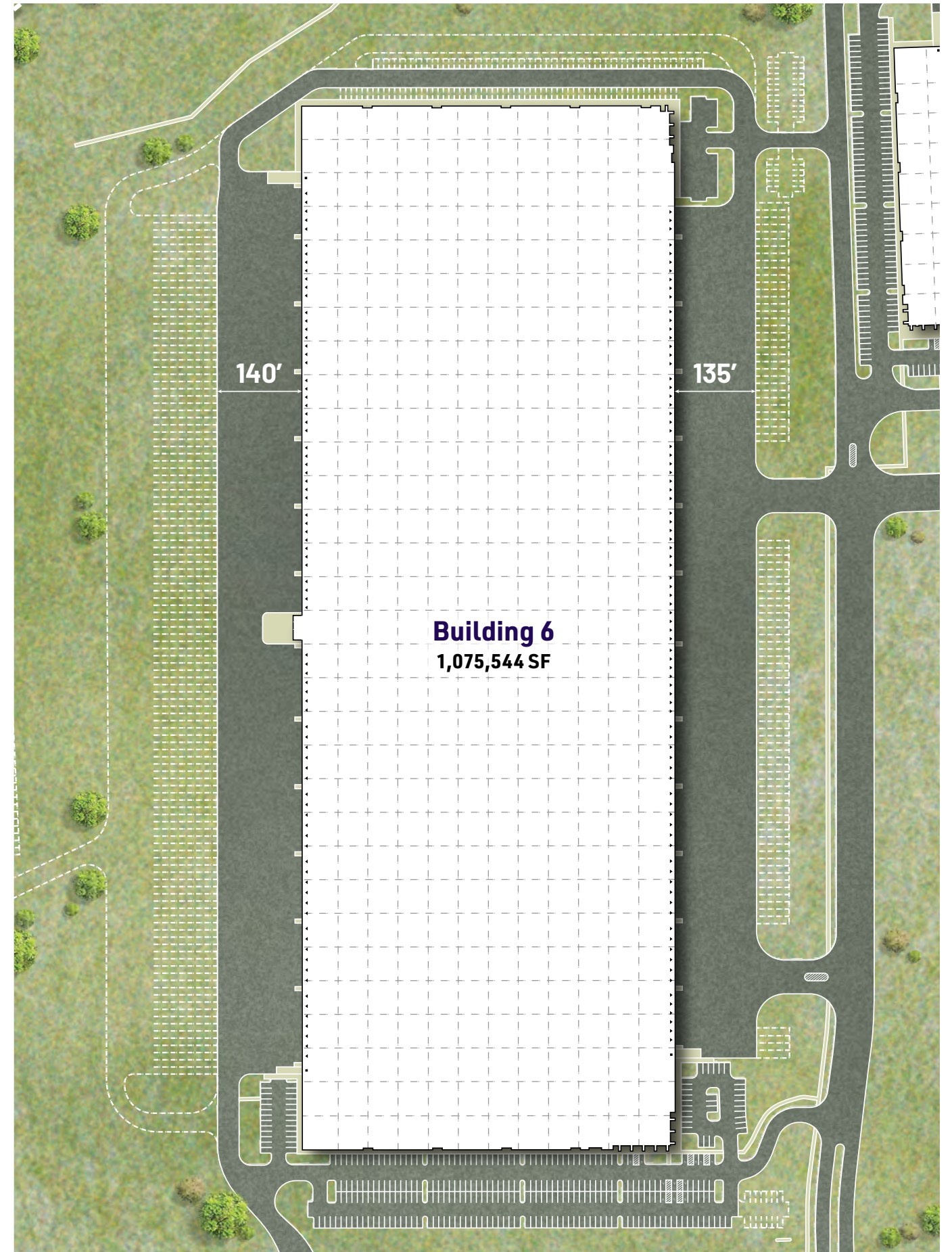
BUILDING DETAILS

Phase I will feature three spec buildings constructed with Class A building features, ample clear heights, and the ability to provide above standard trailer parking



BUILDING 6 DETAILS

Building Size:	1,075,544 SF
Building Dimensions:	620' x 1756'
Loading Configuration:	Cross-Dock
Clear Height:	40' (measured at the bottom of the joist 6" beyond the first column line in from the exterior wall)
Column Spacing:	56' x 50'
Dock Doors:	177
Oversized Doors:	4
Drive In Ramps:	2+ 2 future
Skylights:	Skylights are included in every bay in the speed bays and every other bay on the typical bay
Speculative Office:	TBD
Land Area:	64.4 acres
Truck Court:	140' south side, 135' north side both expandable to 190'
Trailer Storage:	398 Future
Car Parking:	339
Thickness:	8"
Roof Membrane:	60 mil TPO



The Location

PASSPORT PARK WEST

Passport Park West, a seven-building, 180-acre industrial park located next to Dallas Fort Worth International Airport in Irving, Texas. Phase one will include three buildings totaling 1,750,834 square feet and is expected to be delivered by the first quarter of 2026. Its prime location will offer unmatched access to labor and logistics while its elevated architectural design and sustainable efforts will place it among the very best new developments in DFW.

Demographics

	5 Miles	10 Miles	25 Miles
2024 Population	250,308	896,699	5,533,676
2029 Population Projection	252,682	899,915	5,717,586
2024 Average Household Income	\$106,368	\$112,553	\$120,357
2029 Average Household Income	\$123,303	\$128,270	\$136,955
2024 Employees	145,578	506,780	3,006,265
Transportation and Warehousing Employees	19,450	49,662	223,833

Seven Points of Ingress/Egress



The Location

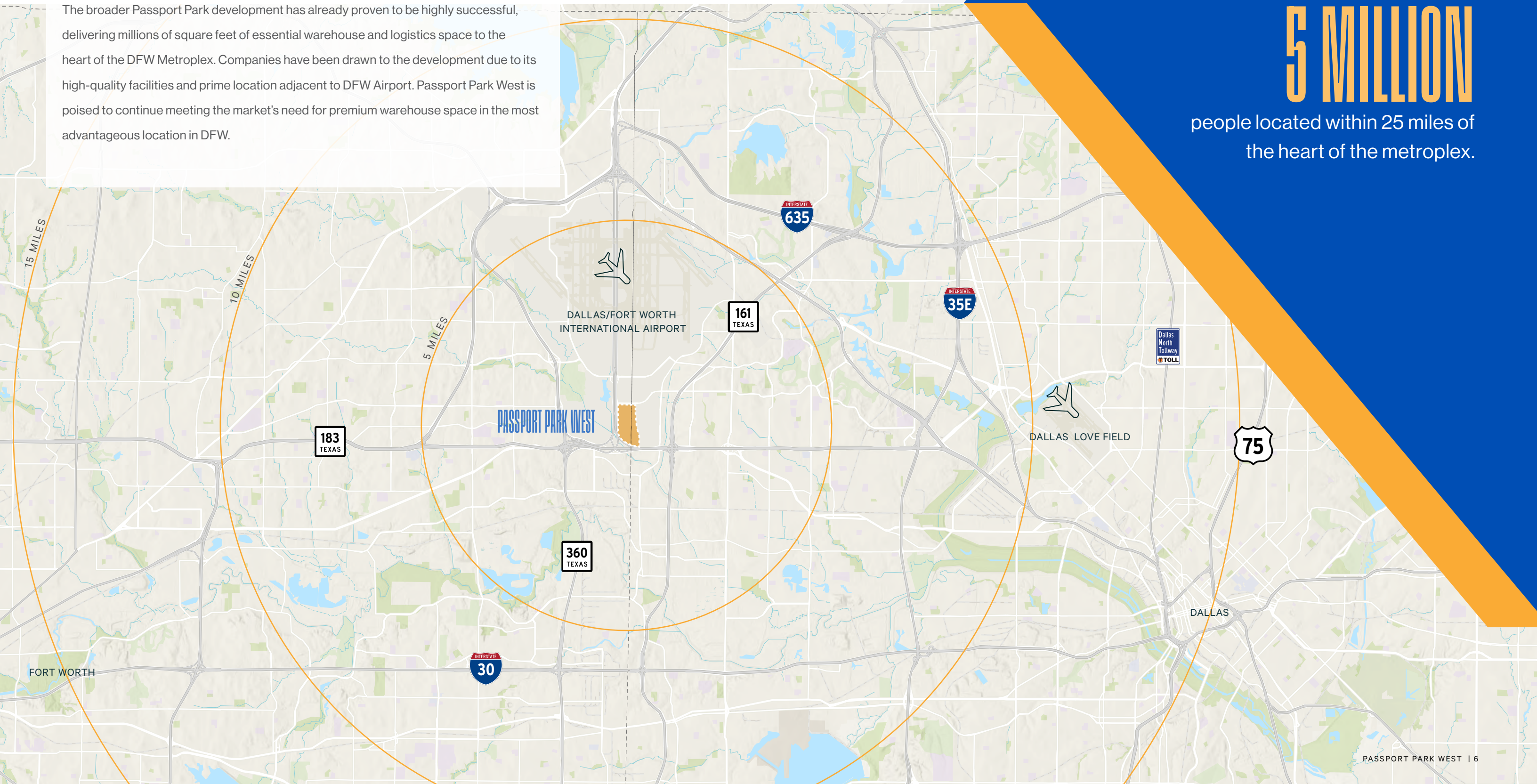
CENTRAL DFW LOCATION

The broader Passport Park development has already proven to be highly successful, delivering millions of square feet of essential warehouse and logistics space to the heart of the DFW Metroplex. Companies have been drawn to the development due to its high-quality facilities and prime location adjacent to DFW Airport. Passport Park West is poised to continue meeting the market's need for premium warehouse space in the most advantageous location in DFW.

The Dallas-Fort Worth region continues to lead the country in population growth, with more than

5 MILLION

people located within 25 miles of the heart of the metroplex.



PASSPORT PARK WEST

Contacts

Steve Trese
Executive Vice President
+1 214 979 6534
steve.trese@cbre.com

Steve Koldyke
Executive Vice President
+1 214 979 6381
steve.koldyke@cbre.com

Renee Castillo
Senior Associate
972 330 9885
renee.castillo@cbre.com



© 2024 CBRE, Inc. All rights reserved. This information has been obtained from sources believed reliable, but has not been verified for accuracy or completeness. You should conduct a careful, independent investigation of the property and verify all information. Any reliance on this information is solely at your own risk. CBRE and the CBRE logo are service marks of CBRE, Inc. All other marks displayed on this document are the property of their respective owners. Photos herein are the property of their respective owners. Use of these images without the express written consent of the owner is prohibited.

Trammell Crow Company

CBRE