

MEADOW CREEK INDUSTRIAL PARK



**34 COMMERCE DRIVE
GAFFNEY, SC 29340**



CBRE

MEADOW CREEK INDUSTRIAL PARK

MOVE-IN READY



AVAILABLE: ±1,007,393 SF



OFFICE SPACE: ±25,478 SF



**BUILDING
DIMENSIONS** ±660' x ±1,525'



**COLUMN
SPACING:** 60' x 60'



CLEAR HEIGHT 36' in 522,215 SF (original building)
40' in 485,178 SF (expansion)



DOCK DOORS: 81, All docks have mechanical
levelers, dock locks, lights, shelters



DRIVE IN DOORS 2



FLOOR SPECS 6", 4000 PSI Flooring



Warehouse 1 & 2:

Primary - 12470 GRDY/7000 | Transformers - (2)
1500 KVA | Secondary - 480Y/277 | Distribution - (2)
2000 AMP | Square D Panels | Generator

Warehouse 3:

Transformer - 750 KVA | Secondary - 480/277 - 3
| Phase 4 Wire Distribution | 2500 AMP Service -
Square D | Generator



FIRE SUPPRESSION ESFR Sprinkler



LIGHTING LED



AUTO PARKING: 228



TRAILER PARKING 310



YEAR BUILT 1996 / 2021

UTILITIES



WATER Gaffney Board of Public Works,
(2) 10' Sprinkler



SEWER Gaffney Board of Public Works,
8" PVC Line



GAS Piedmont Natural Gas



FIBER Redundant Fiber

SITE PLAN



BUILDING PLANS

 [CLICK TO VIEW BUILDING PLANS](#)

STRATEGIC LOCATION



ACCESS TO LABOR



ACCESS TO I-85/POPULATION



OPEX BELOW MARKET



UTILITIES

UPSTATE, SOUTH CAROLINA

- Access to I-85
 - ✓ Strategically located in one of the fastest growing industrial markets the United States.
 - ✓ The entire east coast is accessible within 24 hours.
- Labor
 - ✓ 0.6% Projected population growth through 2028
 - ✓ 15,000 residents commute out of Cherokee County everyday for work

CHEROKEE COUNTY IS A TIER IV COUNTY




Cherokee County is a Tier IV County in SC, which provides the highest level of statutory Job Tax Credit and ability to offer more aggressive discretionary incentives compared to surrounding counties in the Upstate.

\$25,500
JOB TAX CREDIT

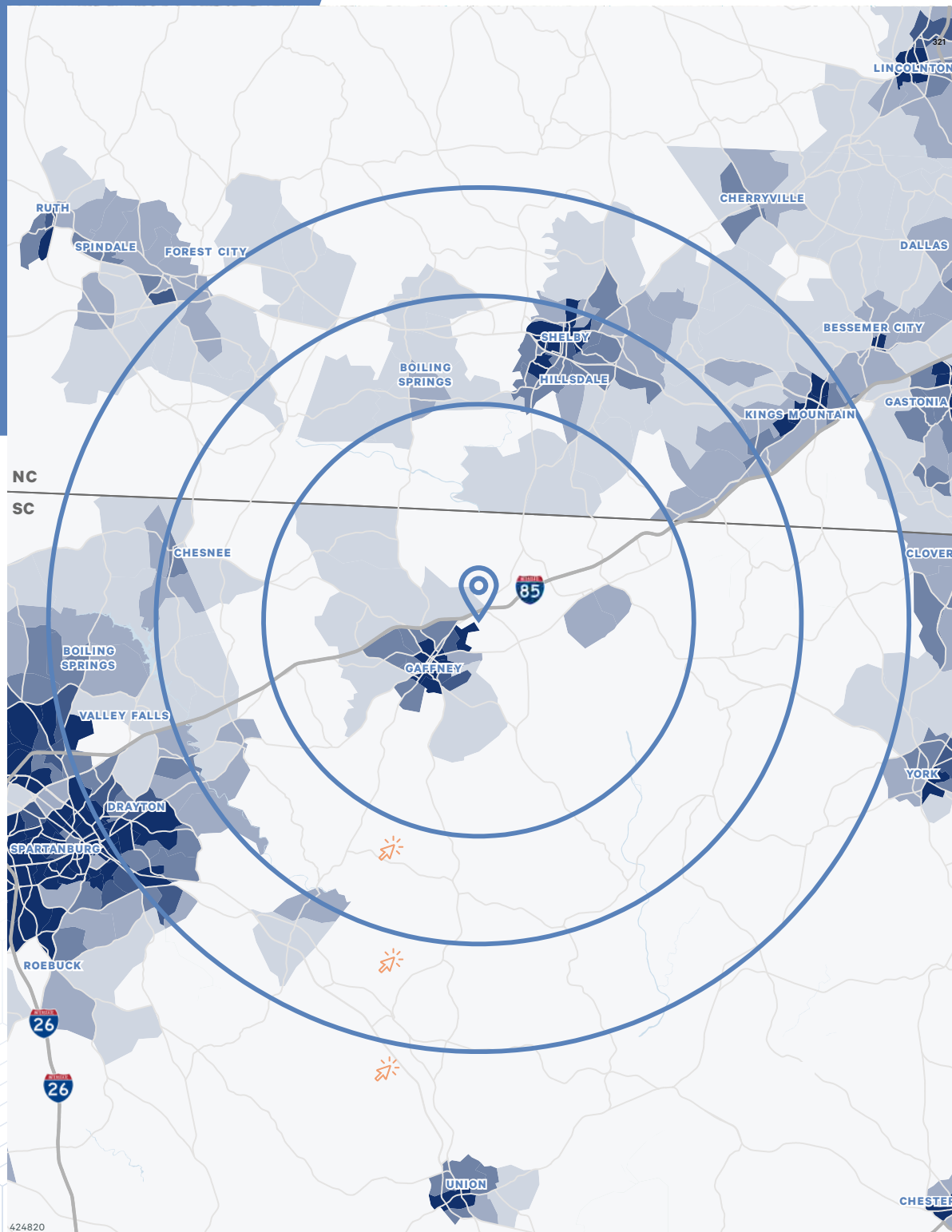


LABOR HEAT MAP

CLICK TO HIGHLIGHT MILEAGE

			
Population	56,283	127,918	243,219
Daytime Population	54,303	125,377	225,365
Average HH Income	\$64,512.00	\$67,222.00	\$71,870.00
Bachelor's Degree or Higher	3,909	10,703	24,325
Labor Force	22,293	54,698	107,866
Businesses	1,474	3,762	6,518

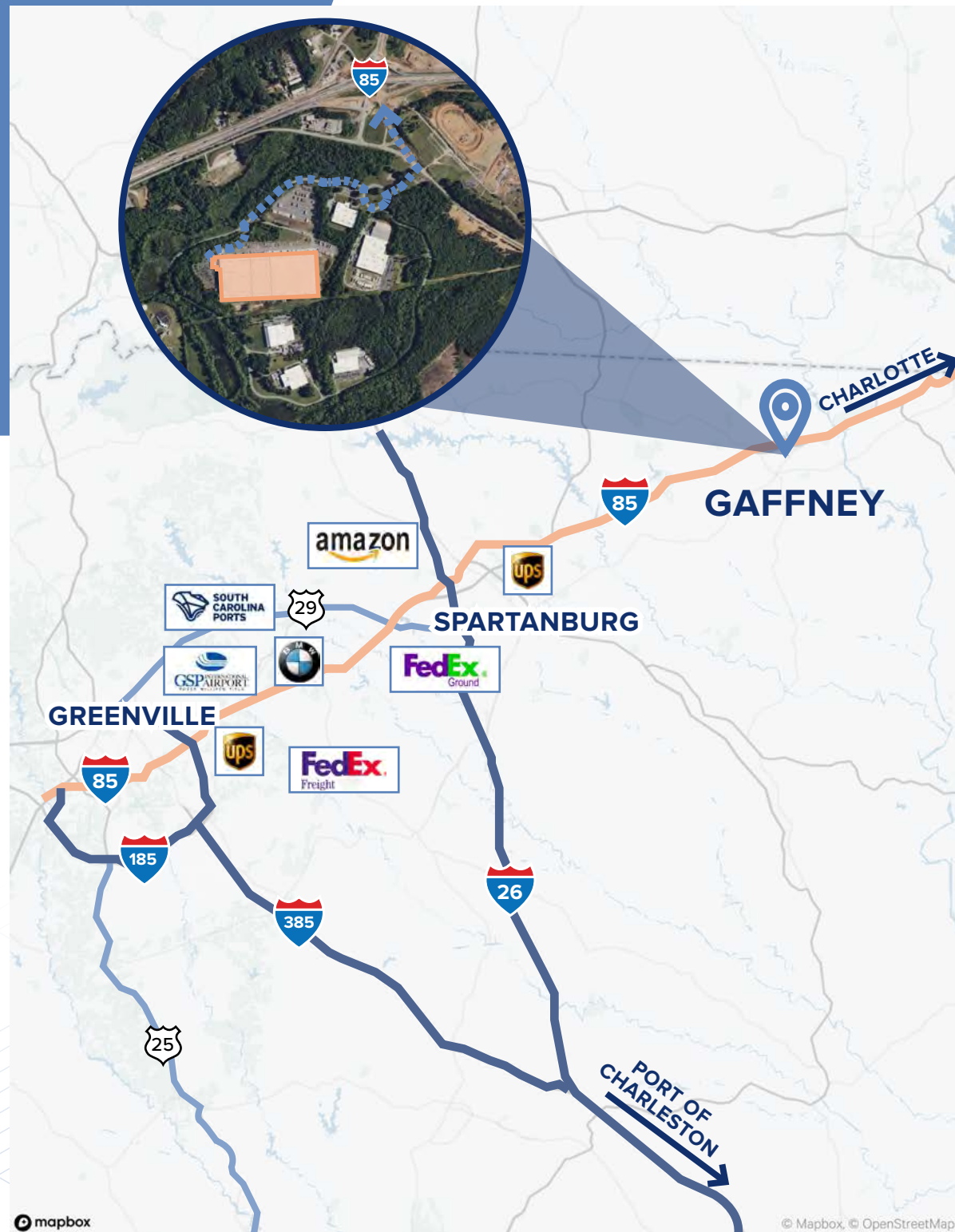
	60 Minute Drive
Manufacturing	148,956
Transportation & Warehousing	66,764
Wholesale & Retail Trade	127,914



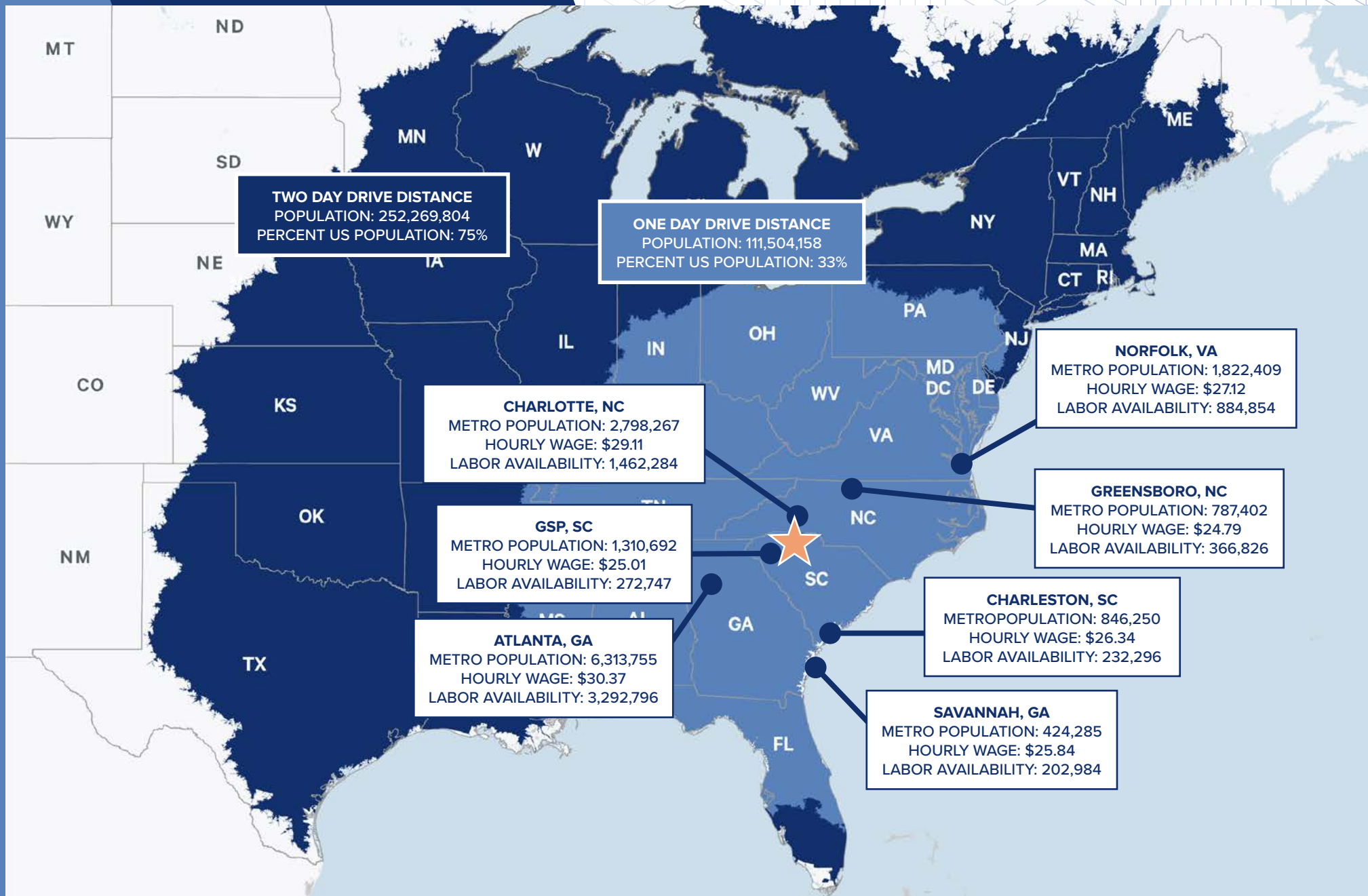
LOCATION DETAILS


Location	Distance
I-85	1.2 Miles
Downtown Gaffney	5.0 Miles
Downtown Spartanburg	25.4 Miles
BMW	39.2 Miles
SC Inland Port	40.7 Miles
GSP International Airport	41.7 Miles
Charlotte Intl Airport	44.8 Miles
Downtown Greenville	54.2 Miles
Downtown Atlanta	195.2 Miles
Port of Charleston	231.8 Miles
Port of Savannah	275.1 Miles

Location	Distance
FedEx Ground (Spartanburg)	30.4 Miles
UPS Ground (Spartanburg)	32.6 Miles
Averitt Express (Duncan)	38.3 Miles
FedEx Freight (Duncan)	40.5 Miles
FedEx Air (GSP)	41.7 Miles
UPS Freight (Pelham Rd)	45.5 Miles
FedEx Ground (Greenville)	54.0 Miles
FedEx Ground (Anderson)	71.9 Miles



DRIVE TIME







FOR MORE INFORMATION, PLEASE CONTACT:

TREY PENNINGTON, SIOR

Executive Vice President

+1 864 527 6095

trey.pennington@cbre.com

JEFF BENEDICT, SIOR

First Vice President

+1 864 235 1961

jeff.benedict@cbre.com

TRIPP SPEAKS

Associate

+1 864 235 6169

tripp.speaks@cbre.com



© 2024 CBRE, Inc. All rights reserved. This information has been obtained from sources believed reliable, but has not been verified for accuracy or completeness. You should conduct a careful, independent investigation of the property and verify all information. Any reliance on this information is solely at your own risk. CBRE and the CBRE logo are service marks of CBRE, Inc. All other marks displayed on this document are the property of their respective owners, and the use of such logos does not imply any affiliation with or endorsement of CBRE. Photos herein are the property of their respective owners. Use of these images without the express written consent of the owner is prohibited.